


Fiber Optic Patch Cords

APPLICATION


Fiber Optic Patch Cords are designed to interconnect or cross connect fiber networks within structured cabling systems. Typical fiber connector interfaces are SC, ST, and LC in either multimode or single-mode applications.




LC-LC Duplex, 62.5/125 MM



SC-SC Duplex, 50/125 LOMM



UPC LC-LC Simplex SM



APC SC-SC Simplex SM

SPECIFICATION

The patch cords shall meet an optical return loss equal to or better than -25dB per mated pair for PC polish, equal to or better than -55dB for UPC polish, or -65dB for APC polish. Insertion loss shall not exceed .4dB per mated pair for both multimode and single-mode. The patch cords shall be available in 1, 2, 3, 5, and 10 meter lengths. The patch cords shall be compliant with TIA-568-C.

DESIGN CONSIDERATIONS

- Offered in SC, ST, FC, LC, MT-RJ or hybrid options
- All connectors have precision pre-radiused zirconia ferrules
- ST and FC connectors have metal bodies
- Corning glass fiber is standard
- Standard and custom configurations available
- Duplex clips included with duplex configurations

STANDARDS COMPLIANCE

Meets all applicable standards. Compliant with TIA/EIA-568-C.

PHYSICAL SPECIFICATIONS

Length: 1, 2, 3, 5, and 10 meters
(custom length available)

Dimensions: LC and MT-RJ built on 1.6-2.0 mm cable
ST and SC built on 3.0 mm cable

Cable Type & Color

Multimode: Riser-rated simplex or duplex zip cord multimode cable. Standard 50/125 μ m and 62.5/125 μ m orange jacket cable.

LO Multimode: 50/125 μ m Laser Optimized (10G-300 m) duplex zip cord multimode cable (aqua jacket)*

Single-Mode: Riser-rated simplex or duplex zip cord single-mode cable (yellow jacket) in UPC or APC polish-style connectors

Insertion loss

Multimode: <.4dB maximum loss.

LO Multimode: <.4dB maximum loss.

Single-Mode <.3dB maximum loss.

Return loss:

LO Multimode: PC polish, > -23dB

Multimode: PC polish, > -23dB

Single-Mode: For UPC polish, greater than 55dB.

For APC polish, greater than 65dB.

WARRANTY INFORMATION

For a copy of Leviton product warranties, visit www.leviton.com.

* For OM4 (10G, 550 m) fiber type please contact inside sales

50XXX-MXX, 62XXX-XXX, 5LDXX-XXX, UPXXX-SXX, APSXX-SXX



UPC SINGLE-MODE PATCH CORDS

DESCRIPTION	LENGTH (METERS)	DUPLEX	SIMPLEX
SC-SC	1	UPDSC-S01	UPSSC-S01
SC-SC	2	UPDSC-S02	UPSSC-S02
SC-SC	3	UPDSC-S03	UPSSC-S03
SC-SC	5	UPDSC-S05	UPSSC-S05
SC-SC	10	UPDSC-S10	UPSSC-S10
ST-ST	1	UPDST-S01	UPSST-S01
ST-ST	2	UPDST-S02	UPSST-S02
ST-ST	3	UPDST-S03	UPSST-S03
ST-ST	5	UPDST-S05	UPSST-S05
ST-ST	10	UPDST-S10	UPSST-S10
LC-LC	1	UPDLC-S01	UPSLC-S01
LC-LC	2	UPDLC-S02	UPSLC-S02
LC-LC	3	UPDLC-S03	UPSLC-S03
LC-LC	5	UPDLC-S05	UPSLC-S05
LC-LC	10	UPDLC-S10	UPSLC-S10
SC-ST	1	UPDCT-S01	UPSCT-S01
SC-ST	2	UPDCT-S02	UPSCT-S02
SC-ST	3	UPDCT-S03	UPSCT-S03
SC-ST	5	UPDCT-S05	UPSCT-S05
SC-ST	10	UPDCT-S10	UPSCT-S10
SC-LC	1	UPDCL-S01	UPSCL-S01
SC-LC	2	UPDCL-S02	UPSCL-S02
SC-LC	3	UPDCL-S03	UPSCL-S03
SC-LC	5	UPDCL-S05	UPSCL-S05
SC-LC	10	UPDCL-S10	UPSCL-S10

APC SINGLE-MODE PATCH CORDS

DESCRIPTION	LENGTH (METERS)	SIMPLEX
SC-SC	1	APSSC-S01
SC-SC	2	APSSC-S02
SC-SC	3	APSSC-S03
SC-SC	5	APSSC-S05
SC-SC	10	APSSC-S10

62.5/125µm MULTIMODE (OM1)

DESCRIPTION	LENGTH (METERS)	DUPLEX	SIMPLEX
SC-SC	1	62DSC-M01	62SSC-M01
SC-SC	2	62DSC-M02	62SSC-M02
SC-SC	3	62DSC-M03	62SSC-M03
SC-SC	5	62DSC-M05	62SSC-M05
SC-SC	10	62DSC-M10	62SSC-M10
ST-ST	1	62DST-M01	62SST-M01
ST-ST	2	62DST-M02	62SST-M02
ST-ST	3	62DST-M03	62SST-M03
ST-ST	5	62DST-M05	62SST-M05
ST-ST	10	62DST-M10	62SST-M10
LC-LC	1	62DLC-M01	62SLC-M01
LC-LC	2	62DLC-M02	62SLC-M02
LC-LC	3	62DLC-M03	62SLC-M03
LC-LC	5	62DLC-M05	62SLC-M05
LC-LC	10	62DLC-M10	62SLC-M10
SC-ST	1	62DCT-M01	62SCT-M01
SC-ST	2	62DCT-M02	62SCT-M02
SC-ST	3	62DCT-M03	62SCT-M03
SC-ST	5	62DCT-M05	62SCT-M05
SC-ST	10	62DCT-M10	62SCT-M10
SC-LC	1	62DCL-M01	62SCL-M01
SC-LC	2	62DCL-M02	62SCL-M02
SC-LC	3	62DCL-M03	62SCL-M03
SC-LC	5	62DCL-M05	62SCL-M05
SC-LC	10	62DCL-M10	62SCL-M10

50XXX-MXX, 62XXX-XXX, 5LDXX-XXX, UPXXX-SXX, APSXX-SXX

50/125µm MULTIMODE (OM2)			
DESCRIPTION	LENGTH (METERS)	DUPLEX	SIMPLEX
SC-SC	1	50DSC-M01	50SSC-M01
SC-SC	2	50DSC-M02	50SSC-M02
SC-SC	3	50DSC-M03	50SSC-M03
SC-SC	5	50DSC-M05	50SSC-M05
SC-SC	10	50DSC-M10	50SSC-M10
ST-ST	1	50DST-M01	50SST-M01
ST-ST	2	50DST-M02	50SST-M02
ST-ST	3	50DST-M03	50SST-M03
ST-ST	5	50DST-M05	50SST-M05
ST-ST	10	50DST-M10	50SST-M10
LC-LC	1	50DLC-M01	50SLC-M01
LC-LC	2	50DLC-M02	50SLC-M02
LC-LC	3	50DLC-M03	50SLC-M03
LC-LC	5	50DLC-M05	50SLC-M05
LC-LC	10	50DLC-M10	50SLC-M10

50/125µm LASER OPTIMIZED MULTIMODE (OM3)		
DESCRIPTION	LENGTH (METERS)	DUPLEX
SC-SC	1	5LDSC-M01
SC-SC	2	5LDSC-M02
SC-SC	3	5LDSC-M03
SC-SC	5	5LDSC-M05
SC-SC	10	5LDSC-M10
LC-LC	1	5LDLC-M01
LC-LC	2	5LDLC-M02
LC-LC	3	5LDLC-M03
LC-LC	5	5LDLC-M05
LC-LC	10	5LDLC-M10
SC-LC	1	5LDCL-M01
SC-LC	2	5LDCL-M02
SC-LC	3	5LDCL-M03
SC-LC	5	5LDCL-M05
SC-LC	10	5LDCL-M10

50XXX-MXX, 62XXX-XXX, 5LDXX-XXX, UPXXX-SXX, APSXXS-XX

PART NUMBER CONFIGURATOR - CUSTOM FIBER OPTIC PATCH CORDS & PIGTAILS

Example: **62DMJ-M15**; Fiber patch cord, 62.5/125um duplex riser-rated cable, MTRJ to MTRJ, 15 meter length

FOR ASSISTANCE CONFIGURING YOUR CABLE ASSEMBLY, PLEASE CALL 1-866-923-7955



XX X XX - X

CORE STYLE/POLISH TYPE	CABLE TYPE	CONNECTOR COMBINATIONS	MODE	CABLE LENGTH																				
Multimode Core 50 = 50/125 µm size 62 = 62.5/125 µm size 5L = 50/125 µm laser optimized (10G-200m)* Single-Mode Core UP = UPC polish (ultra physical contact) AP = APC polish (angle physical contact)	S = Simplex (riser) D = Duplex (riser) W = Simplex (plenum) Y = Duplex (plenum) P = Pigtail	<table border="1"> <thead> <tr> <th>Standard & Pigtail</th> <th>Hybrid</th> </tr> </thead> <tbody> <tr><td>MJ = MT-RJ-to-MT-RJ</td><td>CT = SC-to-ST</td></tr> <tr><td>ST = ST-to-ST</td><td>CF = SC-to-FC</td></tr> <tr><td>SC = SC-to-SC</td><td>CM = SC-to-MT-RJ</td></tr> <tr><td>FC = FC-to-FC</td><td>TM = ST-to-MT-RJ</td></tr> <tr><td>LC = LC-to-LC</td><td>TF = ST-to-FC</td></tr> <tr><td></td><td>CL = SC-to-LC</td></tr> <tr><td></td><td>TL = ST-to-LC</td></tr> <tr><td></td><td>FL = FL-to-LC</td></tr> <tr><td></td><td>ML = LC-to-MT-RJ</td></tr> </tbody> </table>	Standard & Pigtail	Hybrid	MJ = MT-RJ-to-MT-RJ	CT = SC-to-ST	ST = ST-to-ST	CF = SC-to-FC	SC = SC-to-SC	CM = SC-to-MT-RJ	FC = FC-to-FC	TM = ST-to-MT-RJ	LC = LC-to-LC	TF = ST-to-FC		CL = SC-to-LC		TL = ST-to-LC		FL = FL-to-LC		ML = LC-to-MT-RJ	S = Singlemode M = Multimode	Examples 01 = 3.3' (1 m) 02 = 6.6' (2 m) 03 = 9.8' (3 m) 05 = 16.4' (5 m) 10 = 32.8' (10 m) Etc.
Standard & Pigtail	Hybrid																							
MJ = MT-RJ-to-MT-RJ	CT = SC-to-ST																							
ST = ST-to-ST	CF = SC-to-FC																							
SC = SC-to-SC	CM = SC-to-MT-RJ																							
FC = FC-to-FC	TM = ST-to-MT-RJ																							
LC = LC-to-LC	TF = ST-to-FC																							
	CL = SC-to-LC																							
	TL = ST-to-LC																							
	FL = FL-to-LC																							
	ML = LC-to-MT-RJ																							

* For OM4 (10G, 550 m) fiber type please contact inside sales

