

2 Post Standard Equipment Rack

specifications

The data equipment rack shall meet EIA-310D standards and be constructed of extruded aluminum or steel capable of accepting 19" wide EIA equipment. The telecommunications rack shall be constructed of extruded aluminum and capable of accepting 23" wide telecommunications equipment. Rack construction method shall ensure an electrically bonded structure for ease of grounding. The 3" channel rack shall be UL listed for 1000 lbs. load rating and the 6" channel rack shall be UL listed for 1500 lbs. load rating. The equipment mounting rails shall be double-sided #12-24 EIA universal mounting hole spacing. The equipment mounting rails shall include printed rack space identification on the front and back and be numbered up. The channel of the rack shall be capable of mounting NetRunner™ or PatchRunner™ Vertical Cable Managers. 24 #12-24 mounting screws shall be included with the rack.



technical information

Dimension:	Part Number	RU	Height in. (mm)	Width in. (mm)	Depth in. (mm)
	R2P96	52	96.1 (2441)	20.3 (514)	3.0 (76)
	R2P(WH)	45	84.0 (2134)	20.3 (514)	3.0 (76)
	R2P79	42	79.0 (2007)	20.3 (514)	3.0 (76)
	R2P48	24	48.0 (1219)	20.3 (514)	3.0 (76)
	R2PS	45	84.0 (2134)	20.3 (514)	3.0 (76)
	R2P6S	45	84.0 (2134)	20.3 (514)	6.0 (152)
	R2P6S96	52	96.1 (2441)	20.3 (514)	6.0 (152)
	R2PW	45	84.0 (2134)	24.5 (616)	3.0 (76)

Packaging: Includes right and left mounting rack channels, top and bottom brackets, assembly hardware with paint piercing washers and anti-oxidizing paste for complete rack bonding

key features and benefits

Rack spaces	The 8' rack with 52 rack spaces allows more equipment in the same footprint to maximize real estate for lowest cost of ownership
Extruded aluminum construction	Designed to be lightweight and durable for easier deployment and reduced transportation costs; UL listed for 1000 lbs.
Heavy duty steel construction	6" channel rack designed for higher weight capacity for large equipment; UL listed for 1500 lbs.
Printed rack space identification	Allows for quick location of rack mounted equipment for faster installation and less rework; see individual customer drawings for specific rack RU numbering
Paint piercing washers	Fully electrically bonds rack components to simplify grounding process for improved network reliability
Double-sided #12-24 mounting holes	Provides ability to mount equipment on both sides of the rack channel for improved system flexibility
Multiple mounting hole locations	Provides flexibility to mount to floor using any of three hole locations. Note: Utilizing holes closest to the vertical uprights will minimize deflection
J-bolt accessibility	J-bolt can be attached to top bracket without violating top RU space for added stability

applications

Panduit 2 post standard equipment rack provides a reliable foundation for mounting telecommunication and data center equipment. The rack can be used to manage high performance copper and fiber patch cables. This modular rack system is compatible with

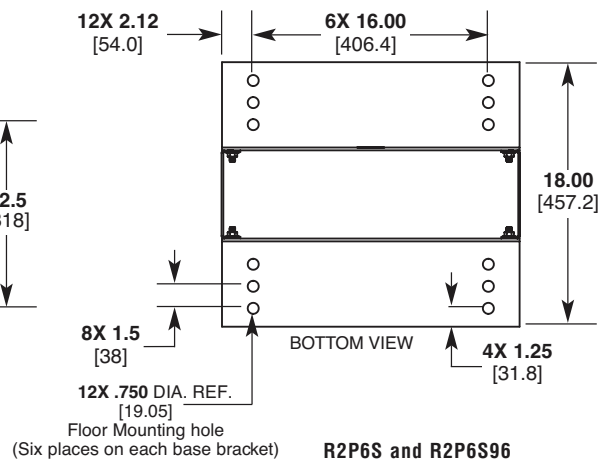
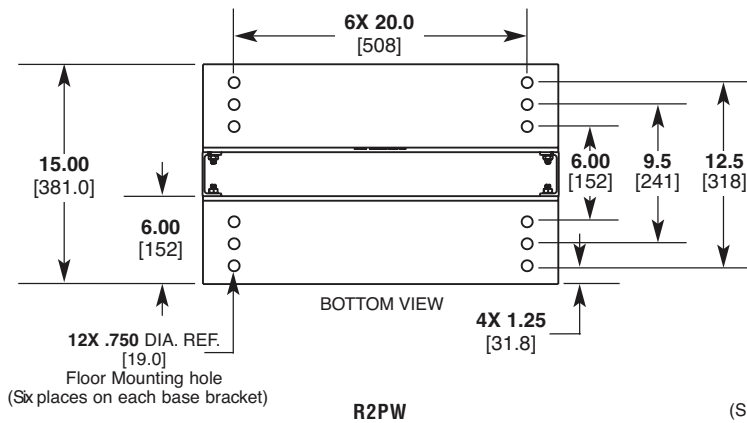
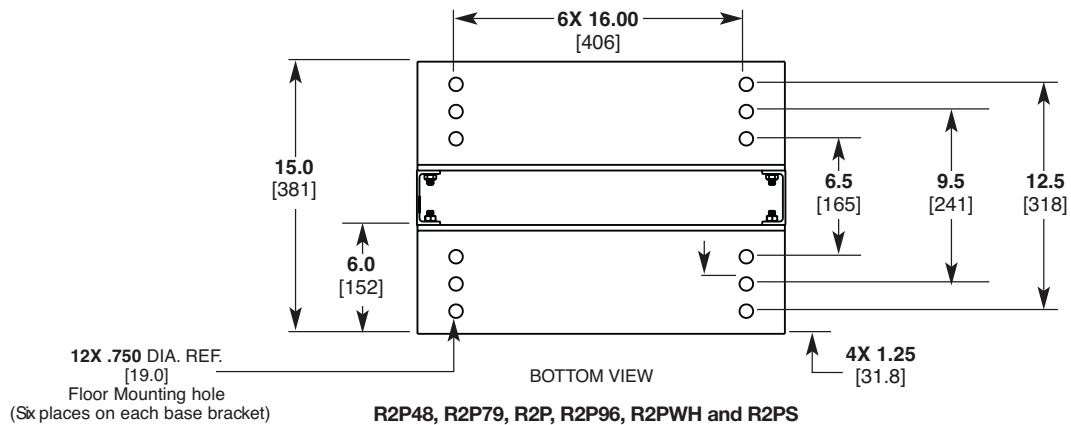
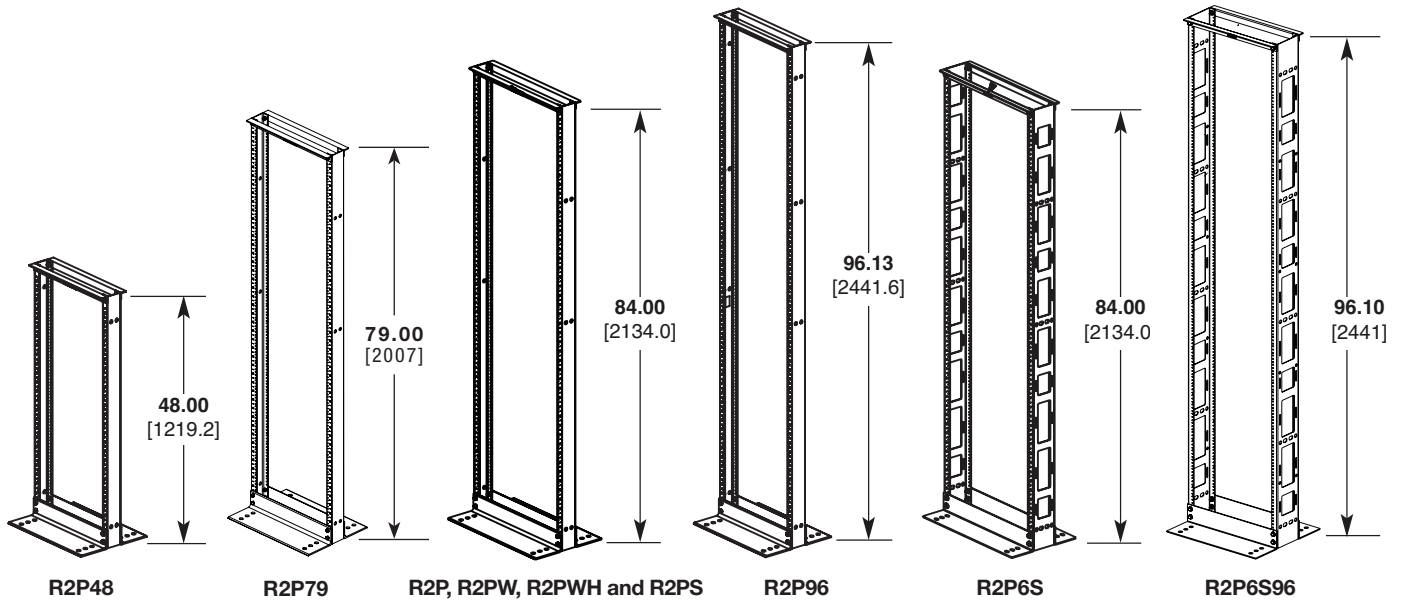
Panduit horizontal and vertical cable managers. The 2 post standard equipment rack is part of a complete rack and cable management system that manages, protects, and showcases your network investment.

3" Channel Racks – Aluminum	
96" H x 19" W #12-24 threaded rail:	R2P96
84" H x 19" W #12-24 threaded rail:	R2P [^]
48" H x 19" W #12-24 threaded rail:	R2P48
79" H x 19" W #12-24 threaded rail:	R2P79
84" H x 23" W #12-24 threaded rail:	R2PW
3" Channel Racks – Steel	
84" H x 19" W #12-24 threaded rail:	R2PS
6" Channel Racks – Steel	
84" H x 19" W #12-24 threaded rail:	R2P6S
96" H x 19" W #12-24 threaded rail:	R2P6S96
2 Post Rack Accessories for 19" Racks – Front Mount Shelves	
1.7" H x 19.0" W x 15.2" D:	SRM19FM1
3.5" H x 19.0" W x 15.2" D:	SRM19FM2
Cantilevered Shelf Vented	
5.2" H x 19.2" W x 12.5" D:	SRM19CMV3
Cantilevered Shelf	
5.2" H x 19.0" W x 12.5" D:	SRM19CM3
Adjustable Shelf	
19.0" W x 18.0" D:	SRM19X18A
19.0" W x 25.0" D:	SRM19X25A
Power Distribution Unit (PDU) Mounting Bracket	
2 post rack (PDU) bracket (set of 2):	R2PPDUB
Additional Hardware	
100 #12-24 screws:	S1224-C
Rack anchor kit for concrete floor:	RFAKIT
NetRunner™ Vertical Cable Managers – 7 Foot	
Front and rear	
45 RU, 4" x 5":	WMPV45E
45 RU, 6" x 6":	WMPVHC45E
Front only	
45 RU, 4" x 5":	WMPVF45E
45 RU, 6" x 6":	WMPVHCF45E
PatchRunner™ 2 Vertical Cable Managers with Doors – 7 Foot	
6" W, front and rear:	PR2VD06* [^]
6" W, front only:	PR2VFD06* [^]
8" W, front and rear:	PR2VD08* [^]
8" W, front only:	PR2VFD08* [^]
10" W, front and rear:	PR2VD10* [^]
10" W, front only:	PR2VFD10* [^]
12" W, front and rear:	PR2VD12* [^]
12" W, front only:	PR2VFD12* [^]

*Add suffix 96 to the end of the part number for 8' part numbers.

[^]Add suffix "WH" to end of part number for white product. Ex: R2PWH or PR2VD06WH

2 Post Standard Equipment Rack



Dimensions are in inches. [Dimensions in brackets are metric].

WORLDWIDE SUBSIDIARIES AND SALES OFFICES

PANDUIT CANADA
 Markham, Ontario
 cs-cdn@panduit.com
 Phone: 800.777.3300

PANDUIT EUROPE LTD.
 London, UK
 cs-emea@panduit.com
 Phone: 44.20.8601.7200

PANDUIT SINGAPORE PTE. LTD.
 Republic of Singapore
 cs-ap@panduit.com
 Phone: 65.6305.7575

PANDUIT JAPAN
 Tokyo, Japan
 cs-japan@panduit.com
 Phone: 81.3.6863.6000

PANDUIT LATIN AMERICA
 Guadalajara, Mexico
 cs-la@panduit.com
 Phone: 52.33.3777.6000

PANDUIT AUSTRALIA PTY. LTD.
 Victoria, Australia
 cs-aus@panduit.com
 Phone: 61.3.9794.9020

For a copy of Panduit product warranties, log on to www.panduit.com/warranty

For more information

Visit us at www.panduit.com

Contact Customer Service by email: cs@panduit.com
or by phone: 800.777.3300

©2018 Panduit Corp.
 ALL RIGHTS RESERVED.
 RKSP143--WW-ENG
 Replaces WW-RKSP26
 6/2018