

NetRunner™ Vertical Cable Managers



SPECIFICATION SHEET

specifications

The vertical cable manager shall be capable of mounting to EIA racks to manage cables on the front and rear of the rack. The manager shall be molded out of plastic and possess cable management fingers and pass through holes. The fingers shall provide integral bend radius control and be spaced so that the gaps between the fingers align with EIA rack spaces. The pass through holes shall provide bend radius control and slots that can be used for securing of cable straps. The vertical manager shall have a dual hinged cover that can be opened to the left or right 110 degrees. The manager shall be able to accept wire retainers that can be snapped on to the cable management fingers.



technical information

Dimensions:	WMPV22E: 41.5"H x 4.9"W x 12.0"D (1054mm x 125mm x 306mm) WMPVF22E: 41.5"H x 4.9"W x 6.5"D (1054mm x 125mm x 165mm) WMPV45E: 83.0"H x 4.9"W x 12.0"D (2108mm x 125mm x 306mm) WMPVF45E: 83.0"H x 4.9"W x 6.5"D (2108mm x 125mm x 165mm) WMPVHC45E: 83.0"H x 6.7"W x 14.1"D (2108mm x 170mm x 357mm) WMPVHCF45E: 83.0"H x 6.7"W x 7.6"D (2108mm x 170mm x 192mm)
Packaging:	Managers include hinged covers, mounting brackets and #12 – 24 screws
Mounting options:	When attached to the side of a standard 19" EIA rack, the pitch of a WMPV vertical manager is 25.3" and the pitch of a WMPVHC vertical manager is 27.1" Managers can be center mounted between two adjacent EIA 19" or 23" racks by using the WMPVCBE bracket kit Managers can be mounted to Panduit R2PS and 7 foot R4P series of 4 post racks by using the WMPVSMK hardware kit; two kits are needed for center mounting Managers can be side or center mounted to the front or rear of a rack with dimensions of up to 1 5/8" (41.1mm) from the outside edge of a rack to the center of the mounting hole by using the WMPVCMB bracket kit; two kits are needed for center mounting; when attached to the side of a 19" rack using a WMPVCMB bracket kit, the pitch of a WMPV vertical manager is 25.8" and the pitch of WMPVHC vertical manager is 27.6"

key features and benefits

Bend radius fingers	Align with rack spaces to support cables as they transition to the vertical pathway; pass through holes maintain cable bend radius ensuring network performance and reliability
Large finger opening	Each accommodates up to 24 Category 6 cables eliminating the need to remove fingers for cable routing speeding installation and maintenance
Dual hinged cover	Can be opened 110 degrees to the left or right to provide complete access to the cables inside the vertical pathway
Integral cable retainers	On the end of each finger to help contain cables within each rack unit to simplify installation and maintenance

applications

Panduit® NetRunner™ Vertical Cable Managers provide a cost-effective solution that organize, manage, and protect network cabling in telecommunication rooms and data centers. Cable management fingers simplify cable routing during installation and maintenance. Bend radius control helps protect cables from kinks, snags, and crushing, ensuring system performance

and reliability. Multiple sizes and mounting options allow for use in a variety of applications. When used with Panduit® Mini-Com® Patch Panels, patch cords, horizontal cable managers and racks, the user receives a complete end-to-end solution that satisfies functional requirements and showcases network cabling.

www.panduit.com

NetRunner™ Vertical Cable Managers

Front and rear	
22 RU, 4" x 5":	WMPV22E
45 RU, 4" x 5":	WMPV45E
45 RU, 6" x 6":	WMPVHC45E
Front only	
22 RU, 4" x 5":	WMPVF22E
45 RU, 4" x 5":	WMPVF45E
45 RU, 6" x 6":	WMPVHCF45E

Replacement Covers

4" wide:	WMPVHRCE
6" wide:	WMPVHCRCE

Standard 2 Post Racks – 7 Foot

19" mount:	R2P
19" mount:	R2PS
23" mount:	R2PW

4 Post Racks, 19" Mount – 7 Foot

23" deep:	R4P23*
30" deep:	R4P*
36" deep:	R4P36*
42" deep:	R4P42*

*Add "CN" for Cage Nut Rails

NetManager™ High Capacity Horizontal Cable Managers

Front and rear	
1 RU:	NM1
2 RU:	NM2
3 RU:	NM3
4 RU:	NM4
Front only	
1 RU:	NMF1
2 RU:	NMF2
3 RU:	NMF3
4 RU:	NMF4

PatchLink™ Horizontal Cable Managers

Front and rear, 2 RU:	WMP1E
Front and rear, 1 RU:	WMPSE
Front only, 2 RU:	WMPF1E
Front only, 1 RU:	WMPFSE

Accessories


Center mount bracket kit :	WMPVCBE (For use with EIA standard racks)
Side mount hardware kit :	WMPVSMK (For use with Panduit CMR19X84S and 7 foot R4P series of 4 post racks.)
Rack adapter bracket kit:	WMPVCMB (For use with racks with dimensions up to 1 5/8" (41.1mm) from outside edge of the rack to the center of the mounting hole)
Cable retainers:	WR5E-X (Package of 10)
Rack top trough with waterfall:	WMPV45ERTW (For use with CMR19X84 and WMPV45E/WMPHC45E)
End panel:	WMPV45EPB1 (For use with WMPV45E)
End panel:	NREPB1 (For use with WMPVHC45E)

NetRunner™ Vertical Cable Managers

1 R2P – 19" Standard
EIA Rack, 19" x 7', 45 RU




2 WMPVHC45E (shown) –
6.7" Wide Front and Rear Vertical
Manager – 45 RU




WMPV45E – 4.9" Wide Front and
Rear Vertical Manager – 45 RU

3 WMPV45ERTW – Rack Top
Trough with Waterfall creates
pathway above rack, for use
with CMR19X84 and WMPV45E
and WMPVHC45E



4 NREP B1 (shown) –
End Panel for WMPVHC45E



WMPV45EPB1 –
End Panel for WMPV45E

5 CMPH2 – 2 RU Open-Access™
Horizontal Cable Manager D-rings
installed on panels Front D-ring size
3"H x 3"D Rear D-ring size 3"H x 5"D
Width 19"



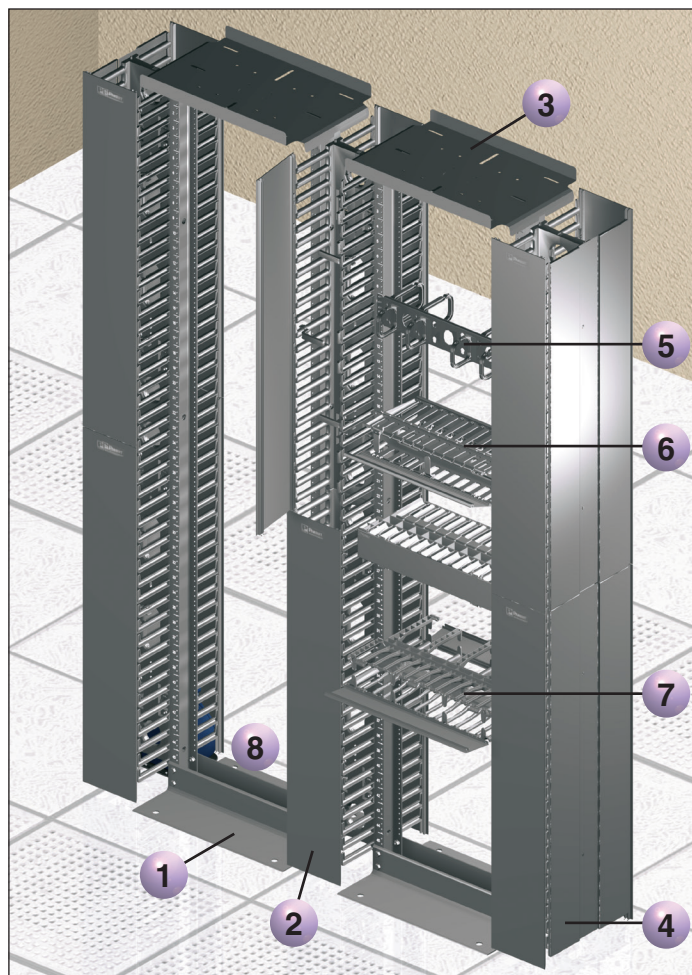
6 WMP1E– 2 RU PatchLink™
Horizontal Cable Manager



7 NM2 – 2 RU NetManager™ High
Capacity Horizontal Cable Manager



8 RFG6X8 – Cool Boot™ Raised
Floor Air Sealing Grommet



Part Number	Front Channel					Rear Channel				
	Channel Area (in ²)	Cat. 6A-SD (0.240)	Cat. 6A (0.300)	Cat. 6 (0.240)	Cat. 5e (0.225)	Channel Area (in ²)	Cat. 6A-SD (0.240)	Cat. 6A (0.300)	Cat. 6 (0.240)	Cat. 5e (0.225)
WMPV22E	18.5	143	91	143	162	18.5	143	91	143	162
WMPVF22E	18.5	143	91	143	162	N/A	N/A	N/A	N/A	N/A
WMPV45E	18.5	143	91	143	162	18.5	143	91	143	162
WMPVF45E	18.5	143	91	143	162	N/A	N/A	N/A	N/A	N/A
WMPVHC45E	34.5	266	170	266	303	34.5	266	170	266	303
WMPCHCF45E	34.5	266	170	266	303	N/A	N/A	N/A	N/A	N/A

WORLDWIDE SUBSIDIARIES AND SALES OFFICES

PANDUIT CANADA
Markham, Ontario
cs-cdn@panduit.com
Phone: 800.777.3300

PANDUIT EUROPE LTD.
London, UK
cs-emea@panduit.com
Phone: 44.20.8601.7200

PANDUIT SINGAPORE PTE. LTD.
Republic of Singapore
cs-ap@panduit.com
Phone: 65.6305.7575

PANDUIT JAPAN
Tokyo, Japan
cs-japan@panduit.com
Phone: 81.3.6863.6000

PANDUIT LATIN AMERICA
Guadalajara, Mexico
cs-la@panduit.com
Phone: 52.33.3777.6000

PANDUIT AUSTRALIA PTY. LTD.
Victoria, Australia
cs-aus@panduit.com
Phone: 61.3.9794.9020

For a copy of Panduit product warranties, log on to www.panduit.com/warranty

For more information

Visit us at www.panduit.com

Contact Customer Service by email: cs@panduit.com
or by phone: 800.777.3300

©2015 Panduit Corp.
ALL RIGHTS RESERVED.
RKSP112--WW-ENG
Replaces WW-RKSP19
8/2015